

CS305: Software Engineering

Makeup Assignment (Homework 6) - GitHub Issues (Raising Bugs)
Due: 9/12/2020, N points, where N can be a maximum of 8 points

The objective of this assignment is to gain a high-level overview of different technologies and also get a hands-on raising **Issues** in GitHub. To execute this assignment, you will work on PA2 (technology presentation and demo), which was a team assignment that one of the teams executed earlier. This is a makeup assignment: if you missed attending the presentation and demo from the team that presented one of the technologies mentioned on the course webpage, to make up for the penalty for being absent, you could execute this assignment.

1 GitHub Issues

GitHub **Issues** let you raise bugs and review code among many other things. To raise an issue go to the **Issue** tab shown in Figure 1.

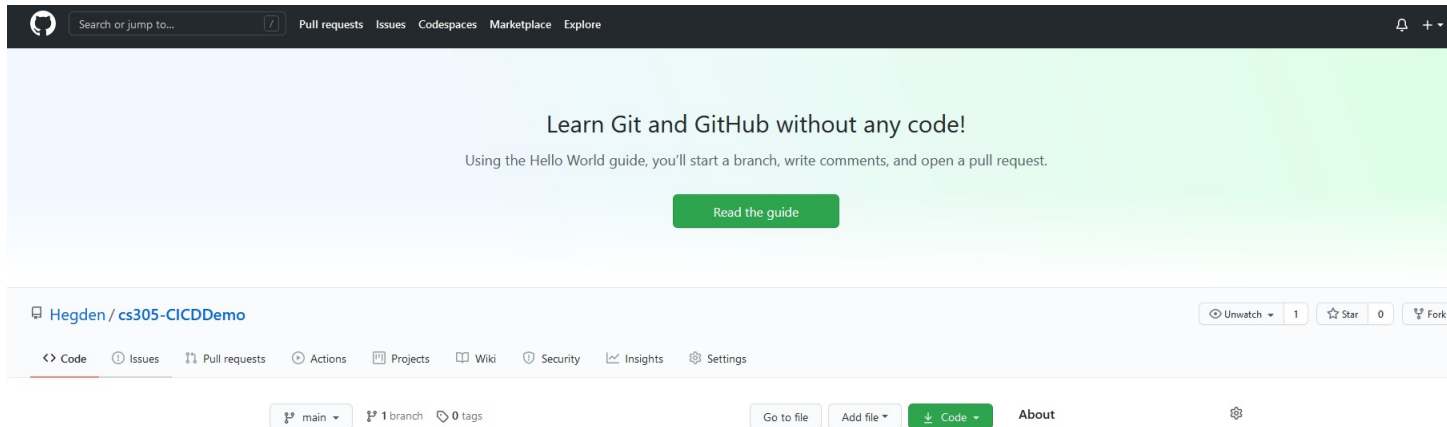


Figure 1: Issues Tab

Next, click on the **Issues** tab and you will see similar to Figure 2

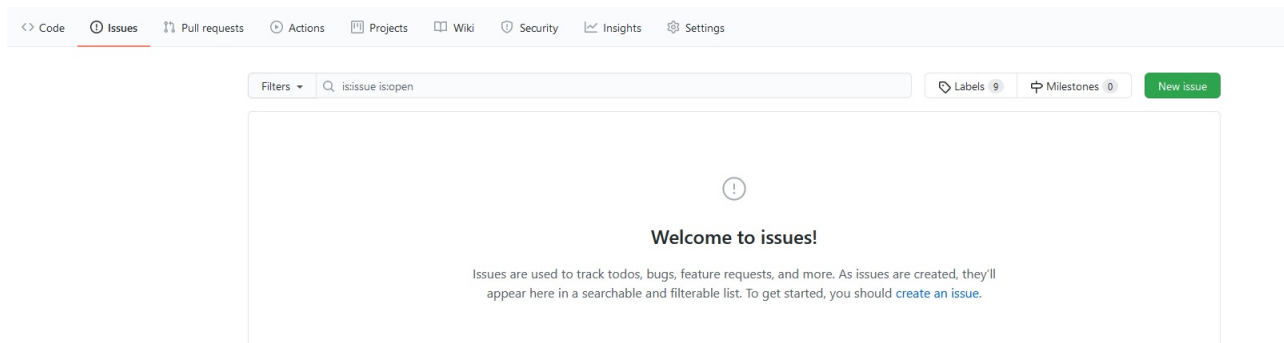


Figure 2: Issues Window

Next, click on 'Create an Issue' or 'New Issue' and add meaningful title and readable details in the fields shown in Figure 3

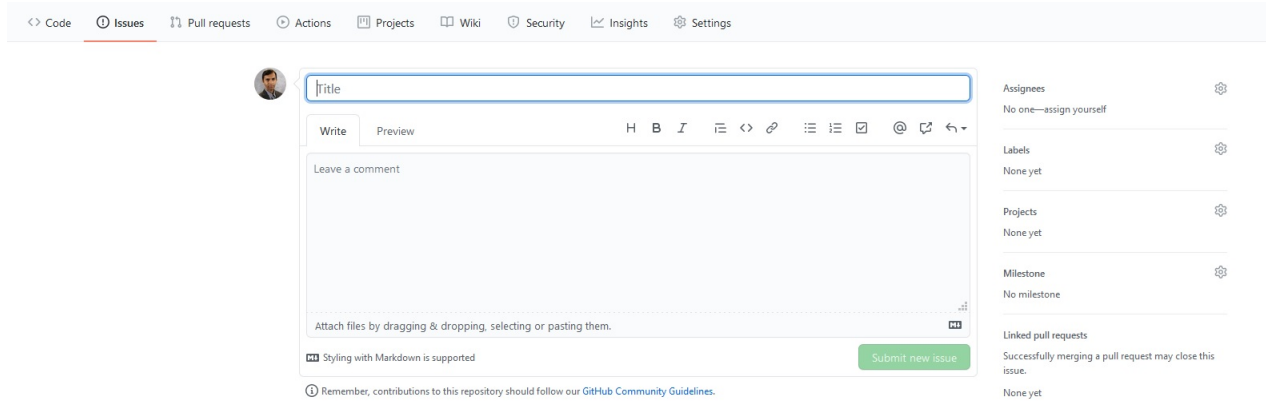


Figure 3: Issues Details

Next, add a label to the **Issue** from one of the categories shown in Figure 4

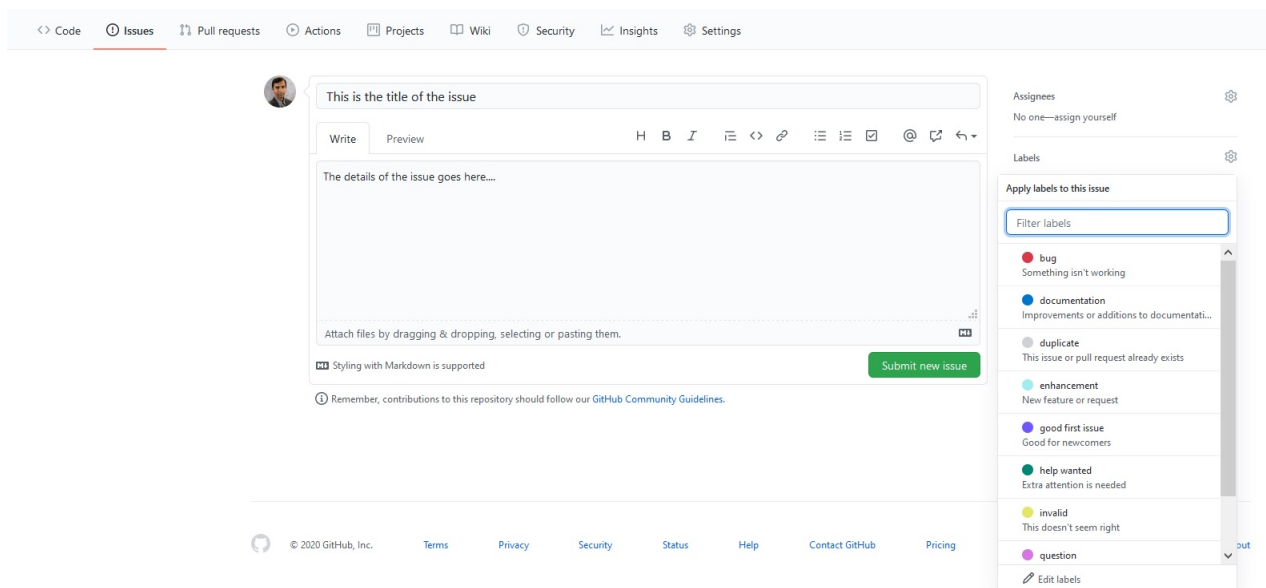


Figure 4: Issues Category

Finally, assign the issue to one of the primary contributors of the repository and click on the Submit New Issue 5.

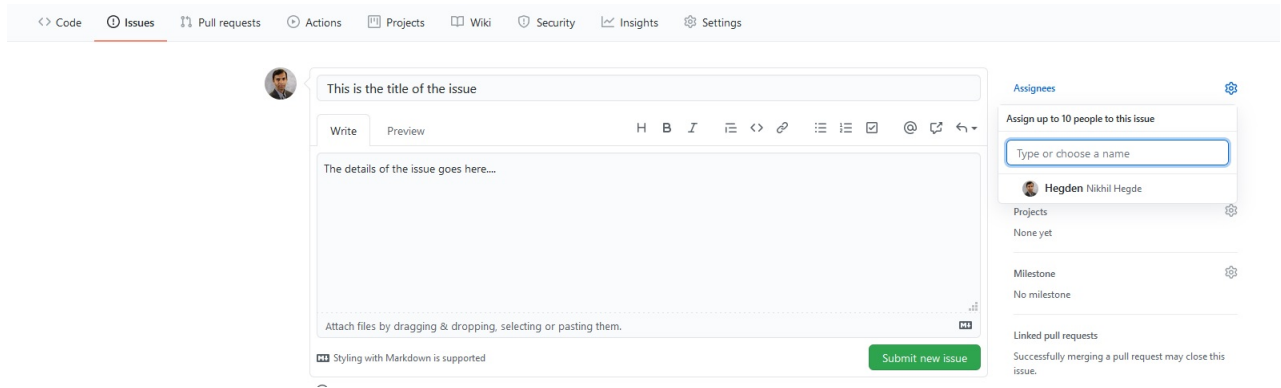


Figure 5: Issues Assignment

2 Git Setup and Submission

You have been given appropriate permissions to create and assign **Issues** in the PA2 repositories. All you need to do is create at least one issue (two issues if absent for both presentation and the demo) per technology that you missed. You must follow the instructions mentioned earlier while raising an issue.

The team/person that receives the Issue need not resolve it at the moment.